

2018

ANNUAL REPORT



BONITA SPRINGS *Fire Control and Rescue District*





BONITA SPRINGS *Fire Control and Rescue District*

2018

ANNUAL REPORT TABLE OF CONTENTS

- Pages 01-04** MISSION STATEMENT; PAGE 01
PAGE 02: THE FIRE COMMISSION; PAGE 03: THE DISTRICT; PAGE 04: THE FIRE CHIEF'S REPORT
- Pages 05-09** THE DIVISION OF FIRE SUPPRESSION; PAGE 05
PAGES 06-07: THE OPERATIONS DIVISION, OVERVIEW, VEHICLE MAINTENANCE PROGRAM, AND ANNUAL RESPONSE PROFILE; PAGE 08: MONTHLY RESPONSE PROFILE; PAGE 09: STATION RESPONSE PROFILE
- Pages 10-12** THE DIVISION OF TRAINING; PAGE 10
PAGE 11: THE TRAINING DIVISION, OVERVIEW, AND TOTAL TRAINING HOURS; PAGE 12: EMT AND PARAMEDIC TRAINING
- Pages 13-15** THE DIVISION OF FIRE PREVENTION; PAGE 13
PAGE 14: THE PREVENTION DIVISION AND REVENUE; PAGE 15: PLAN REVIEW AND PERMITTING, INSPECTIONS AND RE-INSPECTIONS
- Pages 16-19** THE DIVISION OF PUBLIC EDUCATION; PAGE 16
PAGE 17: THE EDUCATION DIVISION AND CPR CLASS TOTALS; PAGE 18: CHILD CAR SEAT INSPECTION TOTALS; PAGE 19: EDUCATIONAL PROGRAMS FOR THE COMMUNITY
- Pages 20-26** 2018 INCIDENT RESPONSES



2018

ANNUAL REPORT

MISSION STATEMENT

To preserve life and property and promote public safety through strong leadership, management, professionalism, and integrity.

OUR CORE VALUES

To The Residents: We owe the residents of Bonita Springs the highest quality service possible characterized by responsiveness, integrity, and professionalism. We will continually strive for quality improvement.

To The District: We owe the Bonita Springs Fire Control and Rescue District our full commitment and dedication. We will always look beyond the traditional scope of our individual positions to promote teamwork and organizational effectiveness.

To Each Other: We owe each other a working environment characterized by trust and respect for the individual, fostering open and honest communication at all levels.

To Ourselves: We owe ourselves personal and professional growth. We will seek new knowledge and greater challenges and strive to be at the leading edge of our profession.

OUR FOCUS

The District will focus its efforts on responding rapidly and safely to emergencies, providing appropriate interventions, community outreach, and rigorous training to constantly improve our safety, skills, and readiness.

OUR GOALS

- ◆ Develop or improve our organization to effectively administer and manage the resources of the District.
- ◆ Develop or improve a system for minimizing the impact of fires, disasters, and other emergencies on life and property.
- ◆ Provide an effective Emergency Medical Service to lessen the morbidity and mortality of the sick or injured.
- ◆ Provide an effective Fire Prevention and Public Education System to improve the quality of the lives and safety of the citizens we protect.
- ◆ All personnel and staff will do their best, enjoy their job, and promote safety for themselves, their co-workers, and the organization.

Joseph V. Daigle, Fire Chief





2018

ANNUAL REPORT

FIRE COMMISSION

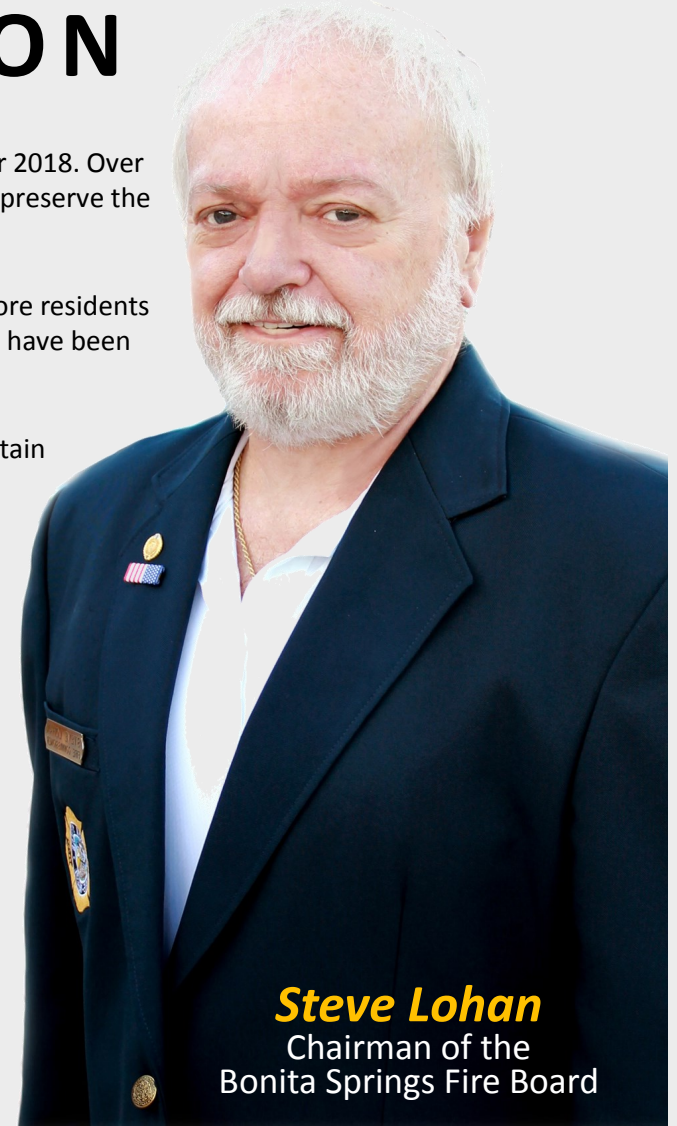
It is my pleasure to present to you the Bonita Springs Fire Control and Rescue District's Annual Report for 2018. Over the past year, the Board has upheld its moral obligation to protect the interest of the general public and preserve the continuity of life safety operations.

Your Fire District was responsible for protecting the lives and safety of between 50,000 and 90,000 or more residents and visitors and the protection of \$10,595,957,135 in taxable property assets during the 2017/18 FY. We have been pro-active in fostering change in the organization while maintaining critical levels of service delivery.

The District saw a property value increase of 7.9% over the previous year. The District continued to maintain a quality standard of coverage and service, focusing on customer satisfaction and economy of operation.

Within this report, you will see an overview of the operations of the Fire District outlining key components of the organization which are necessary to fulfill our mission. The actions of the Board are intended to ensure timely, professional, fire/rescue emergency response in order to serve the needs of the community.

Steve Lohan, Chairman of BSFD Fire Board



Steve Lohan
Chairman of the
Bonita Springs Fire Board



Lawrence P. Kosilla, Jr.
Vice-Chairman



James P. Murphy
Secretary/Treasurer



Edward FitzGerald
Commissioner



Jeffrey Maturro
Commissioner



BONITA SPRINGS *Fire Control and Rescue District*

2018

ANNUAL REPORT THE DISTRICT



The Bonita Springs Fire Control and Rescue District continued to maintain the highest quality standard of coverage and service, ***focusing on customer satisfaction*** and economy of operation.



2018

ANNUAL REPORT

FIRE CHIEF'S REPORT



The Bonita Springs Fire Control and Rescue District implemented significant changes and initiated positive momentum concerning the growing demands for the protection of the lives and property of our citizens. The key focus was on infrastructure changes to meet the growth of our community. The Fire District experienced an **increase** in call volume while **lowering** the tax rate for the year to a millage rate of 2.31 per 1,000 in taxable value.

The 2018 economy offered the Fire District the opportunity to shore up the current infrastructure and implement growth. These goals were accomplished by replacing Engine 23, and rebuilding Station 23 to replace the outdated station that was originally constructed in 1993.

New Self Contained Breathing Apparatus (SCBA) were purchased to comply with current standards, ensuring the safety of our front line firefighters as best possible. The District also obtained a grant to offset the cost of purchasing a top grade water rescue vessel to continue our excellence in local maritime emergency response.

Additionally, Commissioners Kosilla, Murphy, and Maturo were elected to serve the citizens of Bonita Springs for four more years.

The Bonita Springs Board of Fire Commissioners reached a milestone in 2018. The Board accomplished the major goal of rendering the District debt-free, including all emergency response vehicles, rolling stock, and fire stations.

Once again, we look forward to continuing progress with the perpetual focus of achieving excellence in the upcoming year. The Bonita Springs Fire Control and Rescue District will continue to seek the most efficient and effective methods of providing emergency response to keep the citizens and visitors of Bonita Springs safe.

In Your Service,
Joseph V. Daigle, Fire Chief





2018

ANNUAL REPORT

DIVISION of FIRE SUPPRESSION



The Division of Fire Suppression
responds to a variety of emergency incidents
including all types of fires, medical and trauma
emergencies, vehicle accidents, special operation
incidents, and public service calls.



2018

ANNUAL REPORT

OPERATIONS DIVISION

OVERVIEW

The District responded to a wide range of emergency incidents including all types of fires, medical and trauma emergencies, vehicle accidents, special operation incidents, and public service calls. Non-emergency duties included:

• Inspection of apparatus and equipment	• Training	• Public education	• Pre-fire planning
• Fire hydrant maintenance	• Minor repair of equipment	• Maintenance of fire stations	• Physical fitness training

93 FIRE PERSONNEL

The Fire Suppression Division provided around-the-clock coverage with 3 shifts staffed by a total of 93 fire suppression personnel, including 53 paramedics and 40 emergency medical technicians (EMT). Additionally, we have 6 paramedics employed in the Administration Division. There are 16 non-certified employees for a total of 115 total full-time personnel plus 2 part-time administrative positions.

EMERGENCY MEDICAL SERVICES

2018 marked the 21st year of providing non-transport advanced life support emergency medical care. Eight units serve Bonita Springs: four engines, one mini-pumper, one rescue unit, and two ladder trucks. All are staffed with firefighters trained as emergency medical technicians and paramedics. In most instances, they are the first to arrive at a medical emergency. Bonita Springs firefighter/paramedics perform advanced life support procedures such as cardiac monitoring, defibrillation, intubation, I.V., and drug therapy often before the arrival of a county ambulance. Once a county ambulance arrives, patient care is transferred from firefighter/paramedics to county paramedics, and the patient is transported to the hospital.

VEHICLE MAINTENANCE PROGRAM

The District's preventative maintenance program has dramatically reduced costs while improving reliability and safety. We have increased efficiency and established a functional maintenance and repair facility. The vehicle maintenance budget for 2017/18 FY was \$190,500. The revenue budget for that same period was \$65,000.





2018

ANNUAL REPORT

OPERATIONS DIVISION

ANNUAL RESPONSE PROFILE



4,650

of emergency calls were
MEDICAL EMERGENCIES



1,727

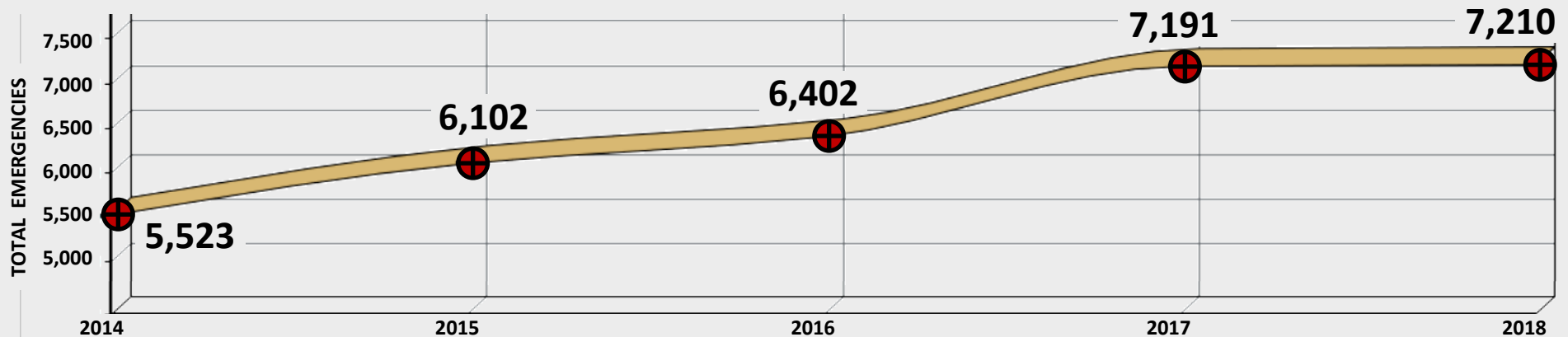
of emergency calls were
REQUESTS FOR ASSISTANCE



833

of emergency calls were
FIRE & HAZARDOUS CONDITIONS

During 2018, the District responded to 7,210 emergencies. EMS calls totaled 4,650, requests for assistance totaled 1,727, and fire and hazardous conditions totaled 833.



COMPARISON BY YEAR





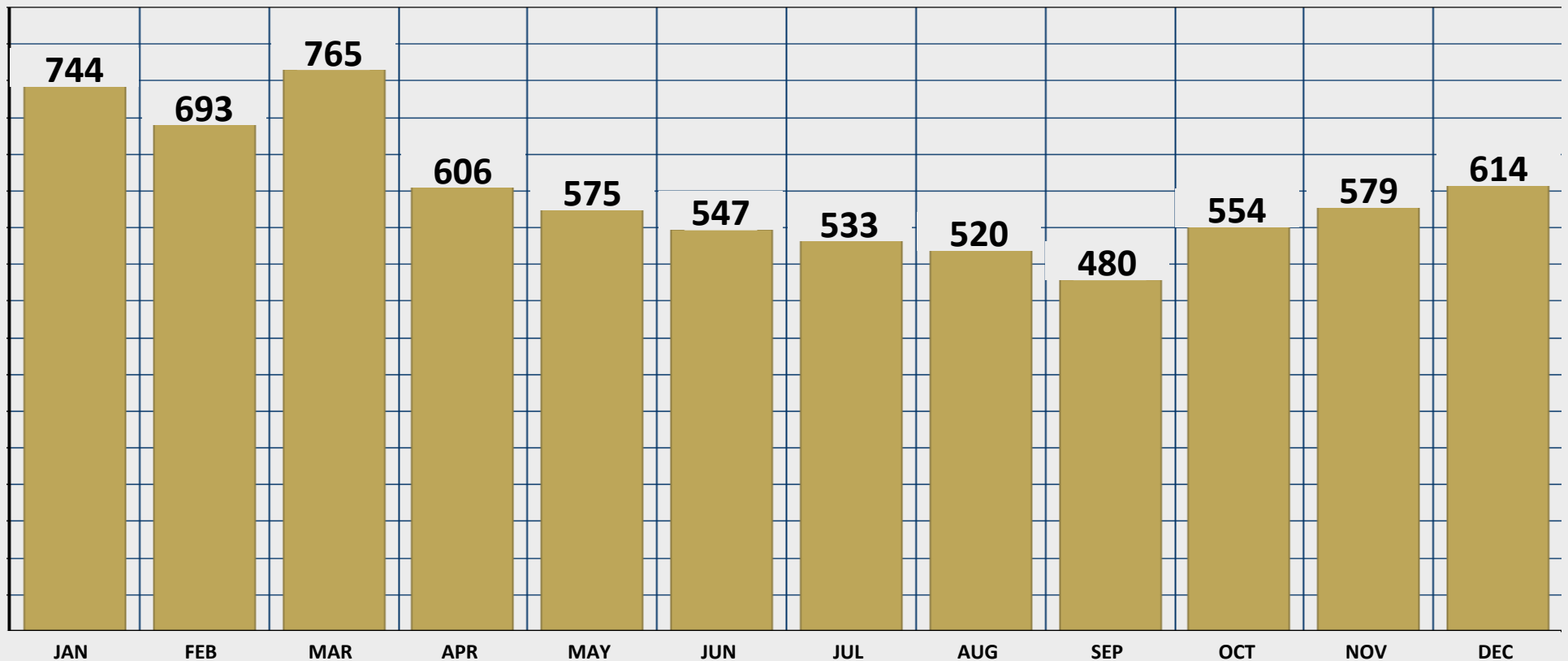
2018

ANNUAL REPORT

OPERATIONS DIVISION

MONTHLY RESPONSE PROFILE

In 2018, the month of March had the most emergency calls, closely followed by January. The District typically experiences an increase in calls during the winter months when our seasonal residents arrive and visitors vacation in Bonita Springs.





2018

ANNUAL REPORT

OPERATIONS DIVISION

DISTRICT RESPONSE PROFILE

STATION 21

27490 Old 41 Road



STATION 22

28055 Mango Drive



STATION 23

25001 South Tamiami Trail



STATION 24

27701 Bonita Grande Drive



STATION 25

8850 West Terry Street



STATION 26

16001 Bonita Beach Road



STATION 27

26105 Hickory Blvd



CLOSEST UNIT RESPONSE

The District completed its eighth year of *Closest Unit Response*, which dispatches the closest unit to an emergency regardless of jurisdiction. *Closest Unit Response* has improved response times in all local fire districts.






BONITA SPRINGS *Fire Control and Rescue District*

2018

ANNUAL REPORT

DIVISION of TRAINING

A firefighter in full gear, including a helmet and a large air tank on their back, is shown from the back. The name "GREEN" is visible on the back of their jacket. They are standing next to a fire truck ladder.

The District accumulated approximately **36,045 hours of training**. Firefighters received fire operations training, medical operations training, hazardous materials training, boat operations training, as well as other diversified trainings throughout the year.



2018

ANNUAL REPORT

TRAINING DIVISION

OVERVIEW

All personnel received advanced training in medical care, fire suppression, and special operations. The District accumulated approximately 36,045 hours of training. Classes included but were not limited to:

• Driver/Engineer	• Officer development	• Air management	• Forcible entry	• Live fire	• Hydrants
• Leadership	• Vehicle extrication	• Rapid intervention	• Vent-Enter-Search	• EMS	• Physical Fitness

DRIVER TRAINING RECERTIFICATION PROGRAM

The Training Division administered a driver training program in 2018 for all firefighters. It is a complex program that includes maintenance, apparatus knowledge, equipment familiarization, emergency and non-emergency driving, and pump operator skill evaluations. This program has two important goals: 1) Determine the readiness of new driver/engineers. 2) Ensure department personnel are trained in pump and apparatus operations. The program was a success as all of our firefighters passed their testing.

LIVE FIRE TRAINING

The Live Fire Training Center at Station 24 is an important tool when training on interior and exterior fire operations. Personnel from various fire departments throughout Lee and Collier Counties participated in more than 15 days of live fire burns. This totals to over 350 firefighters trained at the Bonita Springs' Live Fire Training Center.

SPECIAL OPERATIONS/ HAZMAT TRAINING

In 2018, training in the following disciplines were provided to district personnel:

• High and low angle rope rescue	• Vehicle extrication/stabilization	• Water rescue/operations	• Hazardous materials	• Confined space	• Trench rescue
----------------------------------	-------------------------------------	---------------------------	-----------------------	------------------	-----------------

TOTAL TRAINING HOURS

22,975
hours of
FIRE TRAINING

5,897
hours of
MEDICAL TRAINING

5,394
hours of
DIVERSIFIED TRAINING

1,130
hours of
HAZARDOUS
MATERIALS TRAINING

649
hours of
BOAT OPERATIONS
TRAINING



36,045
Total training hours





2018

ANNUAL REPORT

TRAINING DIVISION

EMT AND PARAMEDIC TRAINING

The District's Medical Director, Dr. Alexander Rodi, Jr., conducted monthly in-service training sessions to include:

- Pediatric care
- Cardiac care
- Trauma emergencies
- Orthopedic injuries
- Respiratory conditions
- Pharmacology

The Training Division conducted monthly instructional and practical evolutions. Additionally, paramedics attended specialized classes in:

- Basic life support
- Advanced cardiac life support
- Basic trauma life support
- Advanced pediatric life support

Target Solutions - a web-based training system - was utilized along with other programs to maintain competency in their field. Emergency Medical Providers received their renewal certificates and licenses from the State.

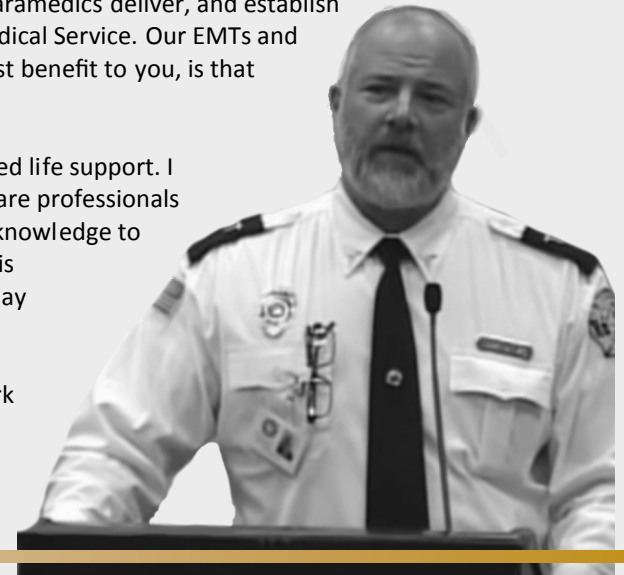
BONITA SPRINGS FIRE DISTRICT'S MEDICAL DIRECTOR

My name is Dr. Alexander Rodi, Jr. and I have been the Medical Director for the Bonita Springs Fire District since 2008. My duties include training and credentialing your emergency medical technicians (EMTs) and paramedics. I also review the quality of care your EMTs and paramedics deliver, and establish and maintain acceptable practice guidelines which we have developed in conjunction with Lee County Emergency Medical Service. Our EMTs and paramedics come from the same training programs as the County's EMTs and paramedics. The difference, and greatest benefit to you, is that our EMTs and paramedics are also firefighters; they have dual certifications in both firefighting and medical care.

In addition, your paramedics have multiple certifications in trauma care, pediatric care, basic life support, and advanced life support. I provide monthly lectures on various medical issues related to patient care and treatment. Our EMTs and paramedics are professionals who are constantly striving to be the best in the County. Trained to think outside the box, they use their training and knowledge to deliver the best care possible to the citizens of Bonita Springs. Since we respond to a large number of medical calls, it is important to understand that time is critical. From initiating a 9-1-1 call, to arrival at the hospital, any unnecessary delay can mean the difference between life and death.

Your Fire District strives to provide the very best pre-hospital medical care economically possible. We continue to work toward providing top level medical care on a local level to improve your quality of life.

Dr. Alexander Rodi, Jr., Medical Director





2018

ANNUAL REPORT

DIVISION of FIRE PREVENTION

The Fire Prevention Division performs fire inspections, reinspections, and occupancy permit inspections within the community's business districts and multi-family housing complexes.

The Division also provides plan review and inspection services for new construction and interior remodeling projects.





2018

ANNUAL REPORT

PREVENTION DIVISION

OVERVIEW

The Fire Prevention Division interacted with developers, builders, architects, engineers, and home owners in the process of applying the Florida Fire Prevention Code to commercial and multi-family residential buildings constructed within the District. Our staff performed fire inspections, reinspections, and occupancy permit inspections within the community's business districts and multi-family housing complexes. Plan reviews and inspection services were provided for new construction and interior remodeling projects. All new construction inspections assured code compliance of individual components of construction throughout the building process. Staff also inspected the installation of fire alarm and fire sprinkler systems in single-family homes.

OCCUPANCY/NEW CONSTRUCTION INSPECTIONS

It is our endeavor to provide timely, comprehensive, and accurate inspections for the District. These inspections reduce the potential for fire damage while increasing life safety for building occupants.

New construction inspections assured code compliance of individual components of construction throughout the building process. Examples of components include fire alarm systems, fire-rated walls, fire sprinkler piping, and liquid propane tanks and piping.

REVENUE

Revenue received by the Fire Prevention Division for fire flows, plan review, fire permits, and inspections also include the revenue from our plan reviews for San Carlos Park, Fort Myers Beach, and South Trail Fire Districts.

The District received **\$408,213** in revenue for fire flow, inspections, plan review, and fire permits.

\$2,310
Fire Flow

\$9,675
Fire Permits

\$193,391
Inspections

\$202,837
Plan Review





2018

ANNUAL REPORT

PREVENTION DIVISION

PLAN REVIEW AND PERMITTING

Bonita Springs plan reviews:	San Carlos Park plan reviews:	Fort Myers Beach plan reviews:	South Trail plan reviews:	Total plan reviews:
1,166	362	188	45	1,761

Currently, plans are reviewed through an inter-local agreement with the City of Bonita Springs, San Carlos Park Fire District, Fort Myers Beach Fire District, and South Trail Fire District to ensure fire code compliance prior to issuing a building permit. An agreement between Lee County and the District was established in 1980 for plan review. The Fire Prevention Division performs plan review for all permits issued, including multi-family residential, commercial buildings, fire protection systems, and hazards. The District also issues a permit for fire protection systems and hazards, and conducts ongoing inspections during construction.

Plan Review and Permitting

+39.4%

the number of plan reviews increased by 39.4% in 2018

Total Inspections

6,253

the number of total inspections decreased by 2.46% in 2018

*due to compliance with NFPA 1730-Inspection Frequency

INSPECTIONS AND RE-INSPECTIONS

4,753

the amount of new construction inspections completed in 2018

536

the amount of existing occupancies inspected in 2018

692

the amount of existing occupancies re-inspected in 2018

57

the amount of other system reports, special assignments, etc. completed in 2018

210

the amount of use/occupancy inspections conducted in 2018





2018

ANNUAL REPORT

DIVISION of PUBLIC EDUCATION



The Public Education Division **educated or informed 111,713 people** in 2018 through 34 different education programs, an increase from the 81,442 people educated in 2017.

During 2018, the District participated in **325** educational opportunities, compared to 221 opportunities in 2017.

78.67% of the classes were taught to adults
5.50% of the classes were taught to children
15.83% to both adults and children



2018

ANNUAL REPORT

EDUCATION DIVISION

FIRE AND LIFE SAFETY EDUCATION

Each year, the District educates or interacts with nearly every full-time resident of Bonita Springs through 34 Public Education programs. The programs are designed to provide education to enable students, of any age, to become successful in their lives. In the case of fire and life safety, that includes perhaps the greatest and most important success of all, daily wellbeing.

In 2018, the Fire and Life Safety Public Educator had an unique opportunity to make learning relatable, concrete, and meaningful to students. Interactive activities, guidance, emphasis on individual problem solving, and positive feedback ensured effective learning regardless of age, topic, or setting. In order to reach visual learners, auditory learners, and kinesthetic learners, the safety message was offered through the use of various learning methods. Visuals and props, cooperative group discussions, hands-on educational activities, and age-appropriate literature reinforced the lesson and created an engaging and fun environment which completed the mission of the Bonita Springs Fire District's Public Education Division and helped all students succeed. Since it is typically difficult to gauge the success of preventative fire and life safety programs, we may never know how many accidents or fires have been prevented by the education that was offered.

CPR CLASSES

The Bonita Springs Fire District believes that what you learn today could save a life tomorrow. This is why we've offered classes to prepare individuals to perform CPR on adults, children, and infants. The classes were offered to residents and nonresidents; however, Bonita Springs residents and businesses pay half price. By utilizing the American Heart Association's curriculum, the District covered treatment for choking victims and instruction on how to use an automated external defibrillator (AED).

419 participants were taught the importance of bystander CPR

Statistics show that intervention of bystanders who perform early CPR result in a more positive outcome and higher survival rate.

SAFE HOME PROJECT

In 1996, the Smoke Alarms For Every (SAFE) Home initiative provided smoke alarms for the community. Throughout the year, free 10 year built-in lithium battery smoke alarms were distributed to families in need during community outreach events.





2018

ANNUAL REPORT

EDUCATION DIVISION

CHILD CAR SEAT INSPECTION AND INSTALLATION

Under the instruction of the Lee County Safe Kids Coalition, the Bonita Springs Fire District became certified in 2008 to safely install child restraint seats. Through a donation funded budget, the Fire District also provided car seats to families in need. The District is proud to announce that it has four certified Car Seat Technicians trained through Safe Kids Worldwide.

111 Children are safer as they travel in their vehicles

due to car seat instruction and assistance provided by the Bonita Springs Fire District.

NATIONAL FIRE SAFETY COUNCIL

The Bonita Springs Fire Control and Rescue District continued our Fire Safety and Injury Prevention Education Program for children and parents as part of the National Fire Safety Council. The Public Education Division is confident that fires and fire losses can be prevented, but children and their parents must be properly educated in fire safety. To support this program, businesses and community partners within Bonita Springs donate to provide fire safety education materials to children locally in Bonita Springs. This vital program assists the Fire District in teaching children fire safety and injury prevention. We strongly believe that by making children aware we can prevent tragic fire losses and deaths. The Bonita Springs Fire Control and Rescue District has been associated with National Fire Safety Council, Inc. since 1988 and believe in their programs.

VICTIM ASSISTANCE PROGRAM

In 2001, the District realized a need that wasn't fully met on emergency scenes - emotional first aid. This program delivers additional support to victims beyond the emergency response, such as coordinating with the American Red Cross and other agencies for assistance with lodging, clothing, food, and emotional support. This year, we made an addition to the program by including the Fire District's Chaplain Jeff Chitwood who can assist our residents in the physical and emotional recovery process.

MEDIA RELATIONS

The District provided public information communication to the media, and has a continuous exceptional relationship. The media is most often utilized to inform residents of current emergency situations, to relay knowledge of hazards in their home, or to announce the District's events, safety presentations, and classes offered to the public.





2018

ANNUAL REPORT

EDUCATION DIVISION

COMMUNITY EMERGENCY RESPONSE TEAM

The Bonita Springs Fire District began offering the Community Emergency Response Team (CERT) class program in 2007. As of 2018, there were 235 members on the team. Participants were instructed in disaster preparedness, fire safety, extinguisher training, basic first aid, CPR, and automated external defibrillator (AED) training. The CERT Basic Training course consists of a total of 16 hours of instruction.

EDUCATIONAL PROGRAMS AND COMMUNITY SERVICE PROGRAMS FOR THE COMMUNITY

The District continued its educational programs for the community by offering fire and life safety presentation topics such as:

Heartsaver CPR/AED	Juvenile Firesetter intervention	Fire station tour	Community Emergency Response Team	General home and office fire safety
Healthcare provider CPR/AED	Water safety and drowning prevention	Preschool fire safety curriculum	Safe Place and Safe Haven programs	Severe weather education
Hands only CPR and AED discussion	Educational and First aid literature booth	Elementary fire safety curriculum	Smoke/CO detector education	Wildfire education
Heartsaver CPR/first aid	Fire safety via Firepup	High School fire service career curriculum	Friendly Firefighters-know not to hide	Santa/Easter Bunny delivery via fire engine
AED importance and placement education	Sharps program at each fire station	Smoke tunnel and Jr. Firefighter Olympics	Pedestrian safety	Parade participation
Fire extinguishers training	Blood pressure checks	Educational fire safety puppet show	File of Life/Medical ID packets and education	Firefighter for the day or Fire Expo
Car seat installation and assistance	Equipment/apparatus tour	Safe babysitting education	Falls prevention and fire safety for adults	Social Media





2018

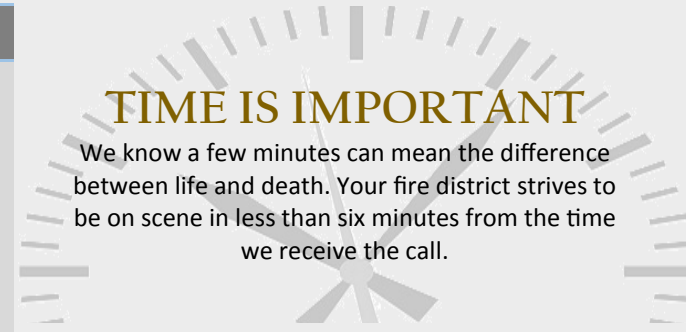
ANNUAL REPORT

INCIDENT RESPONSES

FIRE, HAZARDS, AND MEDICAL EMERGENCIES

Bonita Springs Fire Control and Rescue District provides our citizens with cutting-edge fire suppression and life safety capabilities. Our rating of ISO 2 two puts the District in the top three percent of the best fire departments in the Country. Our firefighters have the best training and equipment possible and continually strive to provide unparalleled service to our citizens, saving lives and property.

RESCUE & EMS MEDICAL SERVICE INCIDENTS	2013	2014	2015	2016	2017	2018
Rescue, EMS incident, other	313	254	226	197	207	189
Medical assist, assist EMS crew	250	311	349	289	240	265
EMS call, excluding vehicle accident with injuries	2,572	2,709	2,930	3,077	3,372	3,760
Motor vehicle accident with injuries	110	108	96	112	151	140
Motor vehicle vs. pedestrian accident	17	16	18	24	29	29
Motor vehicle accident with no injuries	147	177	179	201	225	218
Lock-in	0	0	1	2	3	1
Search for person in water	1	2	1	4	0	3
Extrication, rescue of victims from vehicle/other machinery	5	1	1	1	1	2
Removal of victims from stalled elevator	4	10	12	12	5	30
High-angle rescue	0	1	0	0	16	0
Swimming/recreational water areas rescue	1	1	1	1	3	1
Water & ice related rescue, surf rescue, other	0	0	2	0	1	1
Electrocution or potential electrocution	0	0	1	0	2	0
Watercraft rescue	2	5	5	4	8	11
Sub-total	3,422	3,595	3,822	3,924	4,263	4,650



TIME IS IMPORTANT

We know a few minutes can mean the difference between life and death. Your fire district strives to be on scene in less than six minutes from the time we receive the call.

89.7%

of our overall emergency and non-emergency incident responses occurred in **six minutes or less** in 2018.

72.9%

of our overall emergency and non-emergency fire incident responses occurred in **six minutes or less** in 2018.

90.9%

of our overall emergency and non-emergency medical incident responses occurred in **six minutes or less** in 2018.





2018

ANNUAL REPORT

INCIDENT RESPONSES

FIRE	2013	2014	2015	2016	2017	2018
Fire, other	11	4	2	5	5	6
Building fire	24	27	28	31	23	25
Fires in structures other than a building	3	3	3	2	0	1
Cooking fire, confined to container	15	10	15	16	13	8
Incinerator, fuel burner/broiler malfunction, fire	1	0	0	2	0	0
Trash or rubbish fire, contained	2	2	1	3	4	1
Fire in mobile home used as a fixed residence	5	2	2	3	0	2
Fire in portable building, fixed location	1	0	0	1	0	1
Mobile property (vehicle) fire, other	1	2	3	0	3	5
Passenger vehicle fire	14	11	13	14	16	13
Road freight or transport vehicle fire	1	3	2	3	1	0
Water vehicle fire	0	1	3	2	2	2
Off-road vehicle or heavy equipment fire	1	1	0	1	0	0
Camper or recreational vehicle (RV) fire	0	0	1	1	0	0
Natural vegetation fire, other	4	7	12	9	11	9
Forest, woods, or wildland fire	3	14	12	5	20	11
Brush, brush and grass, mixture fire	16	13	18	17	17	17
Grass fire	9	8	5	8	3	7



Our overall average response time for all incidents.



Our overall average response time for all medical calls.



Our overall average response time for all fire calls.

Continued on page 22 >>





2018

ANNUAL REPORT

INCIDENT RESPONSES

FIRE, continued	2013	2014	2015	2016	2017	2018
Outside dumpster, trash receptacle, rubbish, trash fire, other	17	15	12	16	1	28
Outside stationary compactor/compacted	4	1	0	0	29	3
Special outside fire, other	1	3	2	2	4	5
Outside equipment fire, outside gas or vapor explosion	2	3	1	3	5	6
Sub-total	135	130	135	144	157	150

RUPTURE, EXPLOSION, OVERHEATED	2013	2014	2015	2016	2017	2018
Overpressure rupture, explosion, overheat	1	1	2	0	5	1
Overpressure rupture from air or gas, steam, other	0	1	0	1	0	0
Excessive heat, scorch burns, with no ignition	1	2	1	2	7	2
Sub-total	2	4	3	3	12	3

SEVERE WEATHER AND NATURAL DISASTER	2013	2014	2015	2016	2017	2018
Severe weather or natural disaster, other	0	0	0	0	34	0
Lightning strike (no fire)	1	0	6	2	4	4
Sub-total	1	0	6	2	38	4

PERCENTAGE OF PROPERTY SAVED VS. LOST:

In 2018, rapid intervention by Bonita Springs firefighters saved over 94.5% of property in immediate fire danger. These dollar totals are collected from reporting data on fire emergencies including structure, wildland, vehicle, and vessel fires.



94.5%

of property in immediate fire danger was saved.

5.5%

of property in immediate fire danger was lost.





2018

ANNUAL REPORT

INCIDENT RESPONSES

HAZARDOUS CONDITION	2013	2014	2015	2016	2017	2018
Hazardous conditions, other	3	4	4	3	8	3
Gasoline or other flammable liquid spill	11	7	8	8	4	7
Gas leak, natural or (LPG)	8	7	5	6	7	14
Oil, toxic chemical, or other combustible liquid spill	2	1	2	3	1	3
Chemical hazard, no spill or leak	1	0	0	1	1	1
Chemical spill or leak	1	3	1	2	1	0
Carbon monoxide incident	2	0	1	5	4	4
Combustible/flammable gas/liquid condition	0	1	2	0	4	0
Electrical wiring/equipment problem, short-circuit, other	12	11	16	18	14	18
Overheated motor	1	0	2	1	1	2
Power line down	8	8	13	20	31	17
Arcing, shorted electrical equipment	13	28	29	27	36	25
Heat from short circuit (wiring)	0	0	0	2	2	4
Vehicle accident, potential accident, general cleanup	3	4	3	7	9	11
Attempt to burn	1	0	0	0	1	0
Breakdown of light ballast	0	0	0	1	0	3
Sub-total	66	74	86	104	124	112

Incident response:

7,210

the District responded to a total of 7,210 incidents, a slight increase from the 7,191 emergencies we responded to in 2017.

EMS incidents:

4,650

the District responded to 4,650 EMS incidents, an increase from the 4,263 EMS emergencies we responded to in 2017.

Fire incidents:

833

the District responded to 833 fire incidents, an decrease from the 907 fire emergencies we responded to in 2017.





2018

ANNUAL REPORT

INCIDENT RESPONSES

SERVICE CALL	2013	2014	2015	2016	2017	2018
Service call, other	7	7	5	11	6	10
Person in distress, other	15	9	12	15	18	12
Lock-out	5	9	6	8	6	8
Ring or jewelry removal	0	0	1	0	0	1
Water problem, other	0	1	7	8	11	4
Water evacuation	0	1	0	1	1	0
Water or steam leak	2	6	6	3	10	10
Smoke or odor investigation, removal	29	45	44	28	60	47
Animal problem, other	0	0	1	0	0	1
Animal rescue	0	6	4	0	1	3
Public service assistance, other	70	76	86	87	106	82
Assist police or other governmental agency	3	8	9	16	16	17
Police matter	2	2	6	1	2	0
Public service	51	60	50	65	115	80
Assist invalid	80	132	111	176	169	193
Defective elevator, no occupants	6	4	3	12	7	6
Unauthorized burning	11	3	6	8	7	9
Sub-total	281	369	357	439	535	483

In 2018, the Fire District responded to **49 Marine Emergency Responses** or MERT calls on the water. These calls include medical rescues, searches for missing people or vessels in the water, boating accidents or collisions, search and rescue with the U.S. Coast Guard, boat fires, persons in distress, or problems on the water.





2018 ANNUAL REPORT INCIDENT RESPONSES

FALSE ALARM AND FALSE CALL	2013	2014	2015	2016	2017	2018
False alarm or false call, other	70	61	74	51	68	70
False alarm/no response, fire alarm	34	30	15	22	9	19
Malicious, mischievous false call, other	5	6	1	5	1	1
Municipal alarm system, malicious false call	2	2	2	0	2	5
Central station, malicious false alarm	3	0	1	0	0	3
Local alarm system, malicious false alarm	3	1	0	0	1	2
Bomb scare, no bomb	0	1	1	1	1	0
System malfunction, other	24	26	33	21	37	16
Sprinkler activation due to malfunction	0	5	0	1	5	3
Smoke detector activation due to malfunction	32	45	57	35	53	35
Heat detector activation due to malfunction	1	0	2	2	4	6
Alarm system activation due to malfunction	69	72	78	86	113	66
Carbon monoxide detector activation due to malfunction	1	2	2	5	5	8
Unintentional transmission of alarm, other	12	24	30	28	29	30
Sprinkler activation, no fire	8	6	3	1	14	9
Smoke detector activation, no fire	26	41	43	44	36	72
Detector activation, no fire	7	18	18	29	17	19
Alarm system activation, no fire	93	86	95	117	135	135
Sub-total	390	426	455	448	531	499





2018 ANNUAL REPORT INCIDENT RESPONSES

SPECIAL INCIDENT TYPE	2013	2014	2015	2016	2017	2018
Special type of incident, other	1	2	1	0	1	0
Citizen complaint	3	0	1	1	5	2
Sub-total	4	2	2	1	6	2

GOOD INTENT CALL	2013	2014	2015	2016	2017	2018
Good intent call, other	25	34	25	29	25	21
Dispatched and cancelled en-route or on-scene	764	804	1122	1207	1380	1181
Fire units sent to wrong location	1	3	0	1	3	1
No incident found on arrival at dispatch location	57	73	71	79	104	92
Authorized controlled burning, or prescribed fire	0	1	4	4	2	4
Smoke scare, odor of smoke	5	4	8	3	9	4
Steam, vapor, fog or dust thought to be smoke	2	2	1	2	2	3
Smoke from barbecue, tar kettle	2	0	1	3	0	0
Vicinity alarm (incident in other location)	0	0	1	0	0	0
EMS call, party transported by non-fire	0	2	0	4	0	0
Hazardous materials investigation, no hazardous materials	2	0	3	5	0	1
Sub-total	858	923	1,236	1,337	1,525	1,307
GRAND TOTAL	5,159	5,523	6,102	6,402	7,191	7,210

